

# RE-ENTRY

Emergency management officials will determine when conditions are safe enough for businesses and residents to return to the Parish / City. The re-entry plan allows authorized emergency responders (police, fire, EMS, military) access in the disaster area to deal with the situation.

**Re-entry will be accomplished in phases, authorized/announced by "tiers".**

The Parish will pre-designate qualifying businesses / agencies in each tier. This permits restoration of essential services prior to repopulation. **Stay tuned to TV, radio and official social media sites for re-entry info.**

**Tier 1.** Allows for re-entry of major utility companies, pre-designated government contractors, suppliers of emergency relief goods and equipment and others necessary for the restoration of critical infrastructure and the support of emergency response efforts. Businesses in Kenner should apply in advance of the storm season for their Parish re-entry passes at: [www.JumpStartJefferson.com](http://www.JumpStartJefferson.com).

**Tier 2.** Allows for the re-entry of humanitarian relief agencies and small disaster response teams of large businesses essential to the economy of Jefferson Parish / Kenner as well as those with unique circumstances such as fragile inventory or hazardous materials.

**Tier 3.** The final stage before residents return. Includes businesses that are essential to the imminent return of residents and to the economic vitality of Jefferson Parish / Kenner.

**Businesses in Kenner should apply in advance of the storm season for their Parish re-entry passes at: [www.JumpStartJefferson.com](http://www.JumpStartJefferson.com).**

**MAYOR MICHAEL GLASER and his staff work year-round in close cooperation with federal, state and parish emergency management officials to ensure that the City of Kenner has adequate plans, resources and capabilities to respond to a severe weather event. Individual preparation on the part of Kenner residents is also vitally important to our community's storm response and recovery efforts. You can help:**

- **Have a Family Disaster Plan**
- **Prepare a Family Disaster Kit**
- **Stay Informed**
- **Evacuate when Recommended**
- **Return as Instructed**

## City of Kenner

Michael Glaser

Mayor

1610 Rev. Richard Wilson Drive

Kenner, LA 70062

504-468-7200



FOR FURTHER INFORMATION, CONTACT:

Emergency Management Dept.  
1610 Rev. Richard Wilson Drive  
Kenner, LA 70062  
504-471-2100  
<http://www.kenner.la.us>  
[oem@kenner.la.us](mailto:oem@kenner.la.us)

# HURRICANE

# PREPAREDNESS

CITY OF KENNER  
JEFFERSON PARISH, LOUISIANA



COMMUNITY ALERT SYSTEM

FAMILY DISASTER

SUPPLY KIT

EVACUATIONS

RE-ENTRY



# STAY INFORMED

## JP ALERT- JEFFERSON PARISH COMMUNITY ALERT SYSTEM

**JP ALERT** is a Parish-wide alert notification system that allows officials to immediately contact you during a major crisis or emergency and can deliver important emergency alerts, notifications and updates to you on all your devices:

- Email account (work, home, other)
- Cell phone
- Pager
- Smartphone and other handheld devices

Here are examples of when **JP ALERT** may be used:

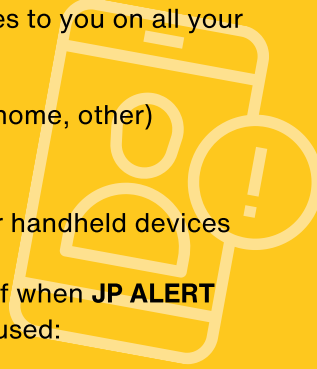
- Life-threatening weather
- Highly disruptive road shutdowns
- Evacuation or Shelter-in-Place information
- Boil water notices
- Information about emergency shelters
- Other emergency information

**JP ALERT is your connection to real-time updates with the Parish of Jefferson / Kenner.**

**JP ALERT** is a free service; however, your wireless carrier may charge you a fee to receive messages on your device.

**Kenner residents can register today for JP ALERT at: <http://jpalert.com>**

For more information or assistance signing-up for this program, contact JEFFERSON PARISH DEPT. OF EMERGENCY MANAGEMENT at (504)349-5360.



# BE PREPARED

## FAMILY DISASTER SUPPLY KIT

Prepare a disaster kit in case you have to shelter-in-place or evacuate. Here are some basics that you should stock a disaster supply kit with:

- Water (1 gallon per person per day)
- Non-Perishable Food
- Clothing, bedding, hygiene items
- First aid supplies
- Tools and flashlight
- Portable / Weather Band Radio
- Prescription Medications
- Important Records / Identification
- Cell phone w/ charger, batteries

Keep these items in a waterproof container that can be easily transported from your home to your car and evacuation destination.

**Your family's disaster supply kit should include at least a five day supply of food & water and 30 days prescription medication.**

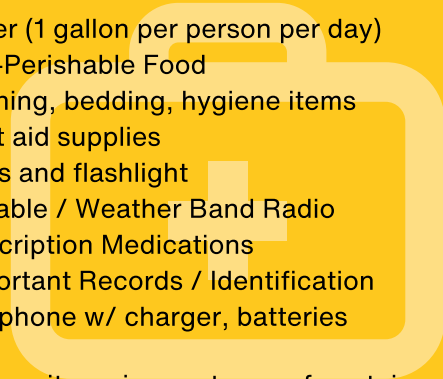
Special items include infant care items and formula; medical supplies and devices.

Store your kit in a convenient place known to all family members. Keep a smaller version of the supply kit in the trunk of your car.

Change your stored water supply every six months so it stays fresh. Replace your stored food every six months.

Re-think your kit and family needs at least once a year. Replace batteries and update seasonal clothes.

**CREATE A FAMILY or BUSINESS DISASTER PLAN:**  
<http://www.getagameplan.org/>



# BE AWARE

## EVACUATIONS

During a state of emergency or during a named tropical storm or hurricane in or threatening the Gulf of Mexico, the Parish President may order a voluntary or mandatory evacuation.

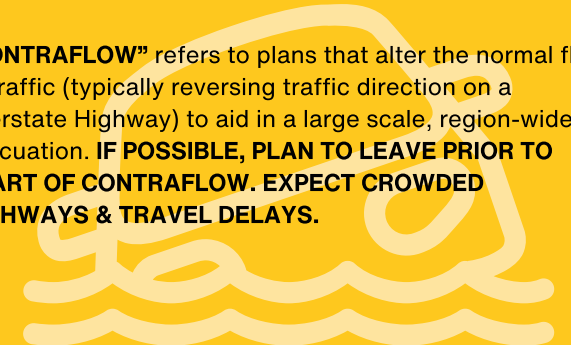
**“EVACUATION”** means an operation whereby all or part of a particular population is temporarily relocated, whether individually or in an organized manner, from a sector that has been struck by a disaster or is about to be struck by a disaster to a place considered not dangerous for health or safety of the populace.

**“ADVISORY EVACUATION” or “VOLUNTARY EVACUATION”** An evacuation ordered when a disaster or emergency has been declared. The evacuation is recommended due to the potential for rapidly changing conditions to develop into a serious threat. **CONSIDER SELF-EVACUATING WHEN A VOLUNTARY EVACUATION NOTICE IS ISSUED.**

**“MANDATORY EVACUATION”** An evacuation ordered when a disaster or emergency has been declared and danger is imminent; conditions exist that seriously imperil or endanger the lives of those in a defined area. **SELF-EVACUATE OR UTILIZE PUBLIC ASSISTED EVACUATION.**

**“FORCED EVACUATION”** An evacuation ordered within a small, defined area as a last resort when a disaster or emergency has been declared and danger of loss of life is imminent.

**“CONTRAFLOW”** refers to plans that alter the normal flow of traffic (typically reversing traffic direction on a Interstate Highway) to aid in a large scale, region-wide evacuation. **IF POSSIBLE, PLAN TO LEAVE PRIOR TO START OF CONTRAFLOW. EXPECT CROWDED HIGHWAYS & TRAVEL DELAYS.**



# BUSINESS RE-ENTRY

Emergency management officials will determine when conditions are safe enough for businesses and residents to return to the Parish / City. The re-entry plan allows authorized emergency responders (police, fire, EMS, military) access in the disaster area to deal with the situation.

**Re-entry will be accomplished in phases, authorized/announced by "tiers".**

The Parish will pre-designate qualifying businesses / agencies in each tier. This permits restoration of essential services prior to repopulation. **Stay tuned to TV, radio and official social media sites for re-entry info.**

**Tier 1.** Allows for re-entry of major utility companies, pre-designated government contractors, suppliers of emergency relief goods and equipment and others necessary for the restoration of critical infrastructure and the support of emergency response efforts. Businesses in Kenner should apply in advance of the storm season for their Parish re-entry passes at: [www.JumpStartJefferson.com](http://www.JumpStartJefferson.com).

**Tier 2.** Allows for the re-entry of humanitarian relief agencies and small disaster response teams of large businesses essential to the economy of Jefferson Parish / Kenner as well as those with unique circumstances such as fragile inventory or hazardous materials.

**Tier 3.** The final stage before residents return. Includes businesses that are essential to the imminent return of residents and to the economic vitality of Jefferson Parish / Kenner.

**Businesses in Kenner should apply in advance of the storm season for their Parish re-entry passes at: [www.JumpStartJefferson.com](http://www.JumpStartJefferson.com).**

**MAYOR MICHAEL GLASER and his staff work year-round in close cooperation with federal, state and parish emergency management officials to ensure that the City of Kenner has adequate plans, resources and capabilities to respond to a severe weather event. Individual preparation on the part of Kenner residents is also vitally important to our community's storm response and recovery efforts. You can help:**

- **Have a Family Disaster Plan**
- **Prepare a Family Disaster Kit**
- **Stay Informed**
- **Evacuate when Recommended**
- **Return as Instructed**

## City of Kenner

Michael Glaser

Mayor

1610 Rev. Richard Wilson Drive

Kenner, LA 70062

504-468-7200



FOR FURTHER INFORMATION, CONTACT:

Emergency Management Dept.  
1610 Rev. Richard Wilson Drive  
Kenner, LA 70062  
504-471-2100  
<http://www.kenner.la.us>  
[oem@kenner.la.us](mailto:oem@kenner.la.us)

# BUSINESS DISASTER

## PLANNING

CITY OF KENNER  
JEFFERSON PARISH, LOUISIANA



COMMUNITY ALERT SYSTEM  
DEVELOPING BUSINESS DISASTER  
PLANS  
BUSINESS RE-ENTRY



# STAY INFORMED

## JP ALERT- JEFFERSON PARISH COMMUNITY ALERT SYSTEM

**JP ALERT** is a Parish-wide alert notification system that allows officials to immediately contact you during a major crisis or emergency and can deliver important emergency alerts, notifications and updates to you on all your devices:

- Email account (work, home, other)
- Cell phone
- Pager
- Smartphone and other handheld devices

Here are examples of when **JP ALERT** may be used:

- Life-threatening weather
- Highly disruptive road shutdowns
- Evacuation or Shelter-in-Place information
- Boil water notices
- Information about emergency shelters
- Other emergency information

**JP ALERT is your connection to real-time updates with the Parish of Jefferson / Kenner.**

**JP ALERT** is a free service; however, your wireless carrier may charge you a fee to receive messages on your device.

**Kenner residents can register today for JP ALERT at: <http://jpalert.com>**

**Kenner residents & business operators can register today for JP ALERT at: <http://jpalert.com>**

# PREPARE YOUR BUSINESS

## BUSINESS DISASTER AND CONTINUITY PLAN

**Disaster planning is important for businesses big and small.** A business's ability recover following a disaster will depend in large part on advanced planning.

- **Business Disaster and Continuity planning** should consider all hazards (man- made & natural).
- **Develop shelter-in-place and evacuation plans** for each facility you operate.
- Assess **how your company functions** to determine which staff, materials, procedures and equipment are absolutely necessary to keep the business operating.
- Identify **operations and processes critical to your business survival** and recovery.
- Include **emergency payroll, expedited financial decision-making and accounting systems** to track and document costs in the event of a disaster.
- Establish procedures for **succession of management**. Include at least one person who is not at the company headquarters, if applicable. Equip an off-site office for activation if needed.
- Identify your suppliers, **shippers, resources and other businesses** you must interact with on a daily basis.

Consider partnering with others on continuity planning. Contact the Louisiana Business Emergency Operations Center for more info: <http://www.labeoc.org>

- Develop professional relationships with more than one vendor to use in case your primary contractor cannot service your needs. A disaster that shuts down a key supplier can be devastating to your business.
- Create a contact list of essential business contractors and others you plan to use in an emergency. Keep this list with other important documents in your [emergency supply kit](#) and at an off-site location.
- Keep in contact with your clients.
- Consider use of an online notification system see [www.JumpStartJefferson.com](http://www.JumpStartJefferson.com).
- You should **plan in advance for what you will do if your equipment is damaged or your building, plant or store is not accessible**. This type of planning is often referred to as a *continuity of operations plan* (COOP).

o Consider if you can run the business from a different location or from your home.

o Develop relationships with other companies to use their facilities in case a disaster makes your location unusable.

- **Include co-workers from all levels in planning.** Focus on those with expertise vital to daily business functions.
- Define crisis **management procedures** and **individual responsibilities** in advance. Make sure those involved know what they are supposed to do. Train others in case you need back-up help.
- **Review your disaster plans annually.**

For more detailed info on Business Disaster & Continuity Planning, see: <https://www.ready.gov/business-continuity-planning-suite>  
Business | Ready.gov  
<http://www.jedco.org/>

# PUBLIC ASSISTED EVACUATION PROCEDURES

## Use Public Transportation to Evacuate If Needed

When Jefferson Parish is placed under an Emergency Declaration by the Parish President, and a MANDATORY evacuation ordered, the Parish Public Assisted Evacuation Plan (PAEP) will be implemented. Regularly scheduled fixed route bus service offered by Jefferson Parish Transit Service (formerly JeT) and the Regional Transit Authority (RTA) will be replaced with the Hurricane Evacuation System. (See map)

Jefferson Parish Transit and RTA will operate hurricane evacuation routes to bring transit riders to Parish Pick-up Points where they will be processed and transported by bus out of the Parish to a Red Cross shelter. Buses will run along the routes shown on the Hurricane Evacuation System Map for Jefferson Transit.

**Note: The Hurricane Evacuation routes may be different from the regular JP Transit / RTA routes. Please check the Hurricane Evacuation Maps regularly for updates and changes.**

## EVACUATION GUIDELINES...

- No fares will be collected during Hurricane Evacuation.
- No weapons of any kind are allowed, including knives.
- No illegal drugs or alcohol. All persons / luggage are subject to search by authorities.
- Riders are limited to one bag per person no larger than 30" x 16". MITS Riders are limited to one small bag per person (not including oxygen tanks and medicine bags).
- No ice chests over 1 gallon.
- JP Transit and MITS will transport small animals only in carriers. If transporting large or exotic animals, please call Jefferson Parish Transit at (504) 818-1077.

# MOBILITY IMPAIRED TRANSPORTATION SYSTEM (MITS) PROCEDURES

## Sign Up for MITS now

Upon official notice from the Parish President, Jefferson Transit MITS will cease its regular service and will begin the following hurricane evacuation procedure for the elderly and disabled who are unable to use the JP Transit fixed route Hurricane Evacuation System buses (see map). **MITS will provide hurricane evacuation for the elderly and disabled for a 24-hour period following the official emergency declaration order. MITS vehicles will transport Eastbank riders to Delgado College in Metairie.**

**After the 24-hour period, MITS will no longer provide emergency evacuation transportation. It is important for riders to contact MITS at (504) 889-7155 or 56 as soon as possible after the emergency declaration takes effect.**

## City of Kenner

Michael Glaser

Mayor

1610 Rev. Richard Wilson Drive

Kenner, LA 70062

504-468-7200



FOR FURTHER INFORMATION, CONTACT:

Emergency Management Dept.  
1610 Rev. Richard Wilson Drive  
Kenner, LA 70062  
504-471-2100  
<http://www.kenner.la.us>  
[oem@kenner.la.us](mailto:oem@kenner.la.us)

# PUBLIC ASSISTED EVACUATION

CITY OF KENNER

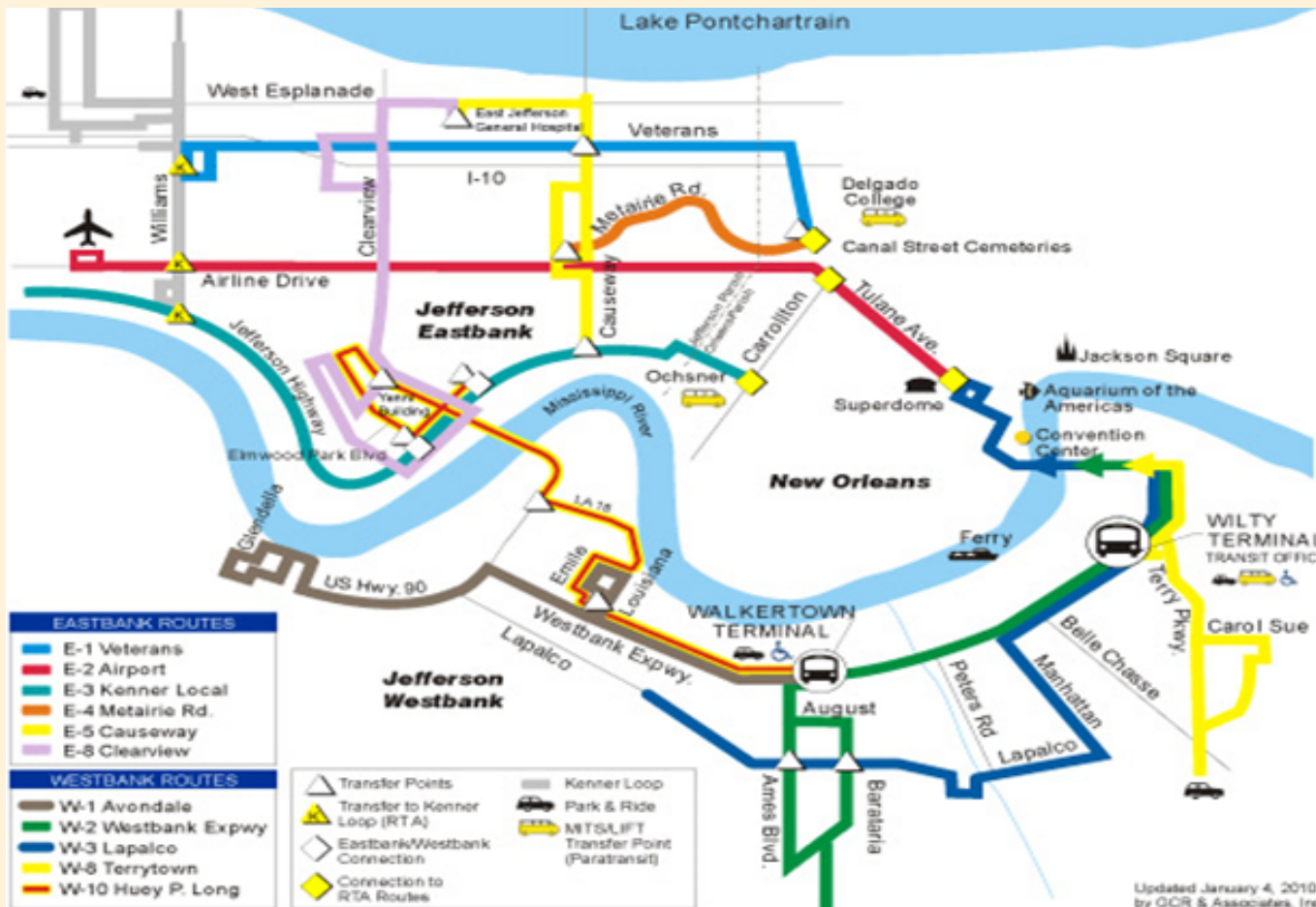
JEFFERSON PARISH, LOUISIANA



## BUS EVACUATION ROUTES

## MOBILITY IMPAIRED TRANSPORTATION SYSTEM (MITS)





**New East Bank Parish Pick Up Point**  
 RTA/JP Transit buses will deliver Kenner evacuees to the Delgado Community College campus located at 5200 Blair Drive, Metairie, just off Airline Drive by Transcontinental Drive, located between Garden of Memories and Southern Eagle Distributors. Evacuees will be registered and then transported via bus or plane to an out of region shelter or designated care facility.

Para obtener más información o para verificar las rutas de evacuación, los residente de Kenner deben poner en contacto con:

For more information or to verify evacuation routes, Kenner residents should contact:

- Jefferson Parish Transit: (504)248-3900; (504)367-7433 ([www.jeffersontransit.org](http://www.jeffersontransit.org))
- Regional Transit Authority (RTA): (504) 248-3900 ([www.norta.com](http://www.norta.com))
- Mobility Impaired Transportation System (MITS): (504) 889-7155 (<https://jptransit.org/paratransit/>)
- TDD: (504) 736-8483
- Pet Evacuation Information: (504) 818-1077

**E-1 Veterans** - From Williams & 25th to the Orleans/Jefferson parish line and back. Connects with Route E-8 Clearview at Clearview and Veterans. Transfer to Eastbank Parish Pick Up Point at Delgado College in Metairie.

**E-2 Airport** - From the Airport to the Orleans/Jefferson parish line and back. Connects with Route E-8 Clearview at Clearview and Airline. Transfer to Eastbank Parish Pick Up Point at Delgado College in Metairie.

**E-3 Kenner Local** - From St. Charles/Jefferson parish line to the Orleans/Jefferson parish line and back. Connects with Route E-8 Clearview at Elmwood Park Blvd. & Jefferson Hwy. Transfer to Eastbank Parish Pick Up Point at Delgado College in Metairie.

**RTA 201 Kenner Loop** - From Joe Yenni at West Loyola to Minor and 3rd Street following the regular RTA Kenner Loop Route. RTA route 201 runs to Transfer Points along Williams Blvd. Passengers will transfer from RTA to JP Transit buses for transport to Eastbank Parish Pick up Point at Delgado College in Metairie.